

High Pressure Check Valves

SHCV SERIES

Features

- Pressure rating up to 6,000psig(413bar) at 100°F (37°C)
- Temperature rating up to 375°F (190°C) with viton seal standard
- Cracking pressure fixed from 1/3 to 25psig (0.02 to 1.7bar)
- Variety of end connections
- 316 stainless steel body material as standard.
- Each and every valve is tested at the factory.



Technical Data

Series	Orifice (mm)	Working and Back Pressure @70°F(20°C)	Flow Coefficient Cv	Nominal Cracking Pressure
SHCV1	4.8	6000psig (413bar)	0.67	1/3, 1, 5, 10, 25 psig (0.02, 0.06, 0.34, 0.68, 1.7 bar)
SHCV2	7.8		1.80	
SHCV3	15.0	5000psig (344bar)	4.70	

Seal Materials

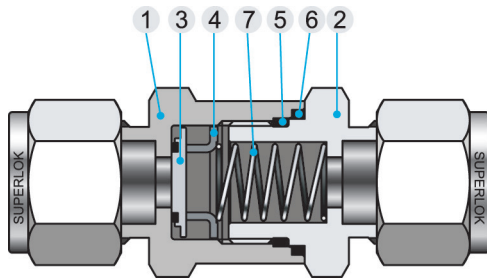
Material	Temperature Rating	Designator
Viton	-10°F to 375°F (-23°C to 190°C)	Standard
NBR	-10°F to 250°F (-23°C to 121°C)	N
Ethylene Propylene	-50°F to 300°F (-45°C to 148°C)	E

To order add the seal material designator to the ordering number.
ex) SHCV1-S8-1P-N

Cracking Pressure and Reseal Pressure at 70°F (20°C)

Nominal Spring Size psig(bar)	Cracking Pressure Range psig(bar)	Min. Reseal Pressure psig(bar)	Designator
1/3 (0.02)	0~3 (0~0.20)	6 (0.41) back pressure	0.3P
1 (0.068)	0~4 (0~0.27)	5 (0.34) back pressure	1P
5 (0.34)	3~9 (0.20~0.62)	2 (0.13) back pressure	5P
10 (0.68)	7~15 (0.48~1.0)	3 (0.20)	10P
25 (1.7)	20~30 (1.3~2.0)	17 (1.1)	25P

Materials of Construction



No.	Component	Material
1	Inlet Body	A276-316
2	Outlet Body	A276-316
3	Poppet	Viton-bonded SS316
4	Poppet Stopper	Stainless Steel 316
5	O-Ring	Viton(Standard)
6	Packing	PTFE
7	Spring	Stainless Steel 304

Testing

All valves are factory tested for cracking pressure and reseal performance.

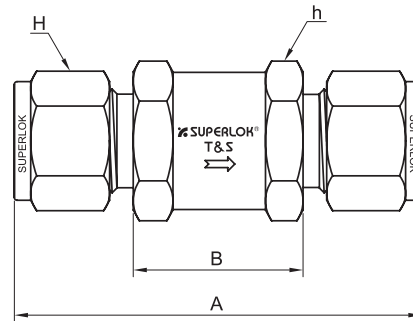


Table of Dimensions

Part Number	Orifice	Cv Max.	End Connection	Pressure Rating psig (bar)	Dimensions mm(in.)						
					A	B	H	h			
SHCV1	S2	4.8	0.67	1/8" SUPERLOK	6000(413)	57.7	26.4	11.1(9/16)	17.5(11/16)		
	S4			1/4" SUPERLOK		61.7		14.3(7/16)			
	S6M			6mm SUPERLOK				14			
	F4N			1/4" FEMALE NPT		54.1	-	-			
	M2N			1/8" MALE NPT		45.5	26.4				
	M4N			1/4" MALE NPT		55.1					
SHCV2	S6	7.8	1.8	3/8" SUPERLOK	6000(413)	69.9	31.2	17.5(11/16)	25.4(1)		
	S8			1/2" SUPERLOK		75.2		22.2(7/8)			
	S8M			8mm SUPERLOK		68.6		16			
	S10M			10mm SUPERLOK		71.1		19			
	S12M			12mm SUPERLOK		75.2		22			
	F6N			3/8" FEMALE NPT		5000(344)	64.8	-		-	
	F8N			1/2" FEMALE NPT		4600(316)	77.0				
	M6N			3/8" MALE NPT		6000(413)	59.9				
	M8N			1/2" MALE NPT		6000(413)	69.3				
SHCV3	S12	15	4.7	3/4" SUPERLOK	5000(344)	89.4	45.5	28.6(1-1/8)	41.3(1-5/8)		
	S16			1" SUPERLOK	4700(323)	98.6		38.1(1-1/2)			
	S22M			22mm SUPERLOK	5000(344)	88.4		32			
	S25M			25mm SUPERLOK		98.6		40			
	F12N			3/4" FEMALE NPT	4300(296)	82.0		-		-	
	F16N			1" FEMALE NPT	4100(282)	97.3					
	M12N			3/4" MALE NPT	5000(344)	83.6					45.5
	M16N			1" MALE NPT		93.2					45.7

• All dimensions in millimeters unless specified as "inch". Dimension are for reference only, subject to change
 • Dimensions, shown on the above table, are measured based on finger-tight.
 • ISO Tapered Threads are available upon request.

Ordering information

Example : **SHCV2 - S6 - 1P - SS**

1
2 3
4
5

1 : Valve Series 2 : End Connection Type 3 : Connection Size 4 : Cracking Pressure Designator
 5 : Body Material Designator [SS : 316 stainless steel(standard), B : Brass]

One-Piece Check Valves

SOCV SERIES

Features

- One-piece Body
- Working pressure up to 3000 psig (206bar)
- Temperature rating up to 375°F (190°C) with viton seal standard.
- Cracking pressure fixed from 1/3 to 25psig (0.02 to 1.7 bar)
- NPT and ISO pipe end connections
- 316 stainless steel and brass materials
- Each and every valve is tested at the factory.

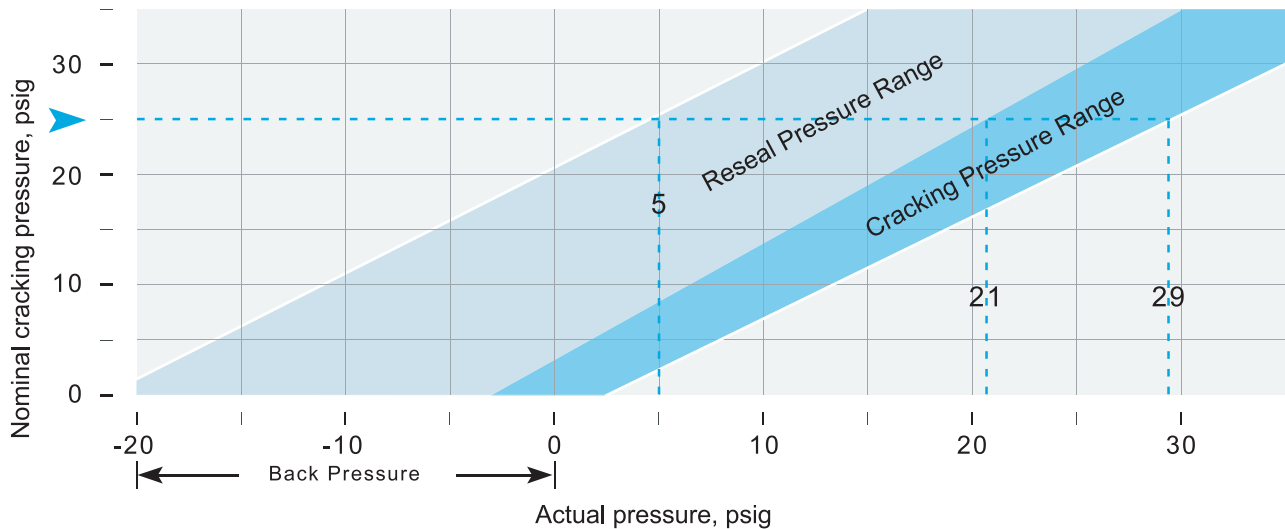


Technical Data

Nominal Cracking Pressure	1/3, 1, 10 and 25psig (0.02, 0.06, 0.68, 1.7bar)
Maximum Working Pressure at 70°F (20°C)	3000psig (206bar)
Maximum Back Pressure at 70°F (20°C)	3000psig (206bar)
Flow Coefficient (Cv)	SOCV1 / SOCV2 : 0.35 SOCV3 / SOCV4 : 1.20
Temperature Rating	VITON O-ring : -10°F to 375°F (-23°C to 190°C) NBR O-ring : -10°F to 250°F (-23°C to 121°C) (add "N" to the end of ordering number)

Cracking Pressure and Reseal Pressure

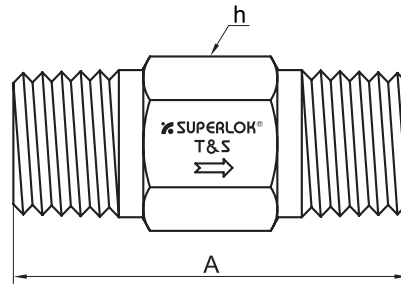
SOCV Series Valves with nominal cracking pressure of 20 psig (1.3 bar) or lower may require back pressure to reseal bubble-tight.



Testing

All valves are factory tested for cracking pressure and reseal performance.

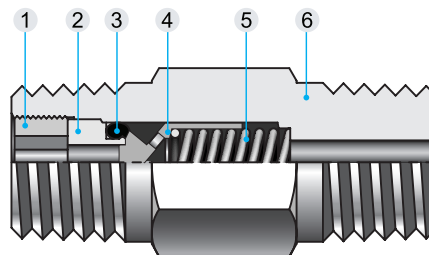
Table of Dimensions



Part Number	End Connection		A	h Hex mm (in.)
	Inlet	Outlet		
SOCV1	M4N	1/4 Male NPT	41.2	14.3 (9/16)
	M4R	1/4 Male ISO		
SOCV2	F4N	1/4 Female NPT	61.2	19.1 (3/4)
	F4R	1/4 Female ISO	64.5	
	M4N-F4N	1/4 Male NPT	44.5	
	F4N-M4N	1/4 Female NPT	58.2	
SOCV3	M8N	1/2 Male NPT	57.9	22.2 (7/8)
SOCV4	F8N	1/2 Female NPT	94.2	26.9 (1-1/16)
	M8N-F8N	1/2 Male NPT	71.9	

• All dimensions in millimeters unless specified as "inch". Dimension are for reference only, subject to change

Materials of Construction



No.	Component	Valve Body Materials	
		Stainless Steel	Brass
1	Insert Lock Screw	316SS / A276	Brass
2	Insert	316SS / A276	Brass
3	O-Ring	VITON	NBR
4	Poppet	316SS / A276	Brass
5	Spring	SS304	
6	Body	316SS / A276	Brass

Ordering information

Example : **SOCV1 - M 4N - 1P - SS**

1
2
3
4
5

- 1 : Valve Series 2 : End Connection Type 3 : Connection Size
- 4 : Cracking Pressure Designator(0.3P : 1/3psig, 1P : 1psig, 10P : 10psig, 25P : 25psig)
- 5 : Body Material Designator [SS : 316 stainless steel(standard), B : Brass]

One-Piece Adjustable Check Valves

SOACV SERIES

Features

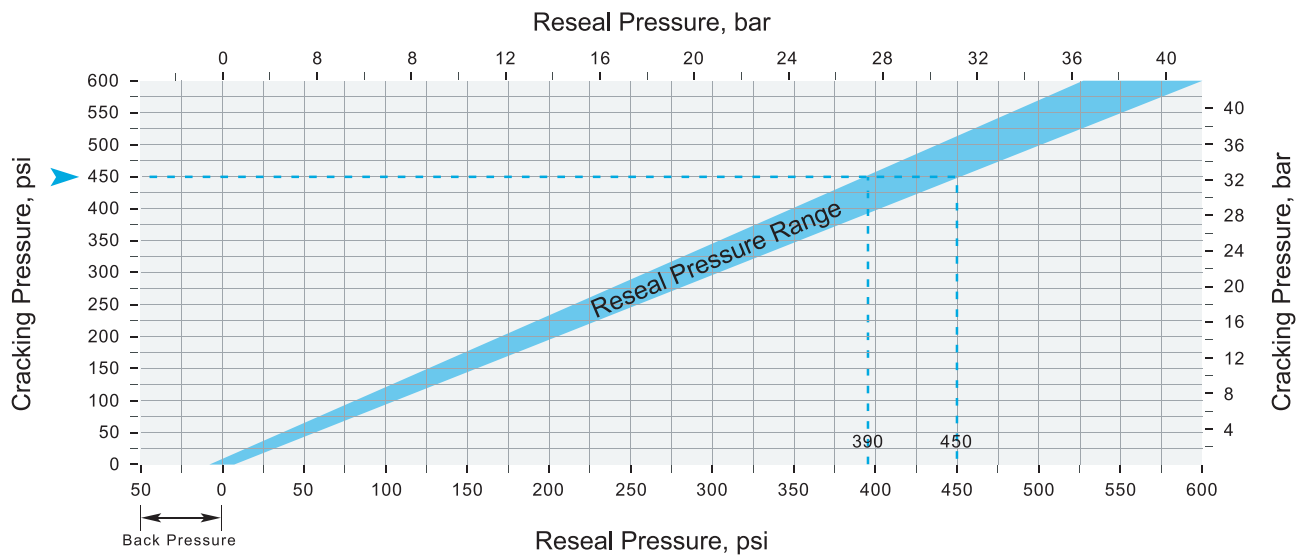
- One-Piece body
- Working pressure up to 3000psig (206 bar)
- Cracking pressure adjustable from 3 to 600psig (0.2 to 41.3bar)
- NPT and ISO pipe end connections in 1/4 and 1/2 in. sizes
- 316 stainless steel and brass materials
- Each and every valve is tested at the factory.



Technical Data

No.	Component	Material
Cracking Pressure Ranges	3 to 50psi (0.2 to 3.4bar) 50 to 150psi (3.4 to 10.3bar) 150 to 350psi (10.3 to 24.1bar) 350 to 600psi (24.1 to 41.3bar)	
Working and Back Pressure at 70°F (20°C)	3000psig (206bar)	
Temperature Rating	VITON O-Ring : -10°F to 375°F (-23°C to 190°C) NBR O-Ring : -10°F to 250°F (-23°C to 121°C)	
Flow Coefficient (Cv)	0.35	1.20

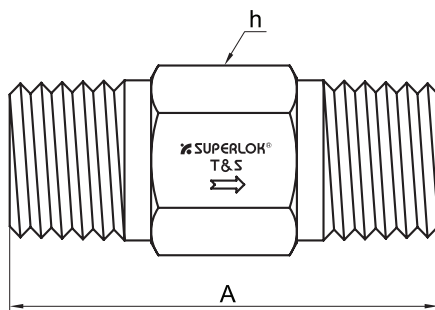
Cracking and Reseal Pressure at 70°F (20°C)



Testing

All valves are factory tested for cracking pressure and reseal performance.

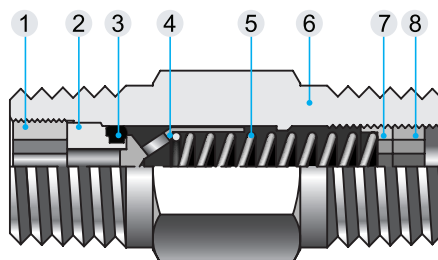
Table of Dimensions



Part Number		End Connection	A	h Hex mm (in.)
SOACV1	M4N	1/4 Male NPT	41.1	14.3 (9/16)
	M4R	1/4 Male ISO	41.1	14.3 (9/16)
SOACV2	F4N	1/4 Female NPT	75.7	19.1 (3/4)
SOACV3	M8N	1/2 Male NPT	65.0	22.2 (7/8)
	M8R	1/2 Male ISO	65.0	22.2 (7/8)

• All dimensions in millimeters unless specified as "inch". Dimension are for reference only, subject to change

Materials of Construction



No.	Component	Valve Body Materials	
		Stainless Steel	Brass
1	Insert Lock Screw	316SS / A276	Brass
2	Insert	316SS / A276	Brass
3	O-Ring	VITON	NBR
4	Poppet	316SS / A276	Brass
5	Spring	SS304	
6	Body	316SS / A276	Brass
7	Adjusting screw	316SS / A276	Brass
8	Locking screw	316SS / A276	Brass

Ordering information

Example :

SOACV1 - M 4N - A - SS

1
2
3
4
5

1 : Valve Series

2 : End Connection Type 3 : Connection Size

4 : Cracking Pressure Designator (A : 3~50 psi, B : 50~150 psi, C : 150~350 psi, D : 350~600psi)

5 : Body Material Designator [SS : 316 stainless steel(standard), B : Brass]

Adjustable Check Valves

SACV SERIES

Features

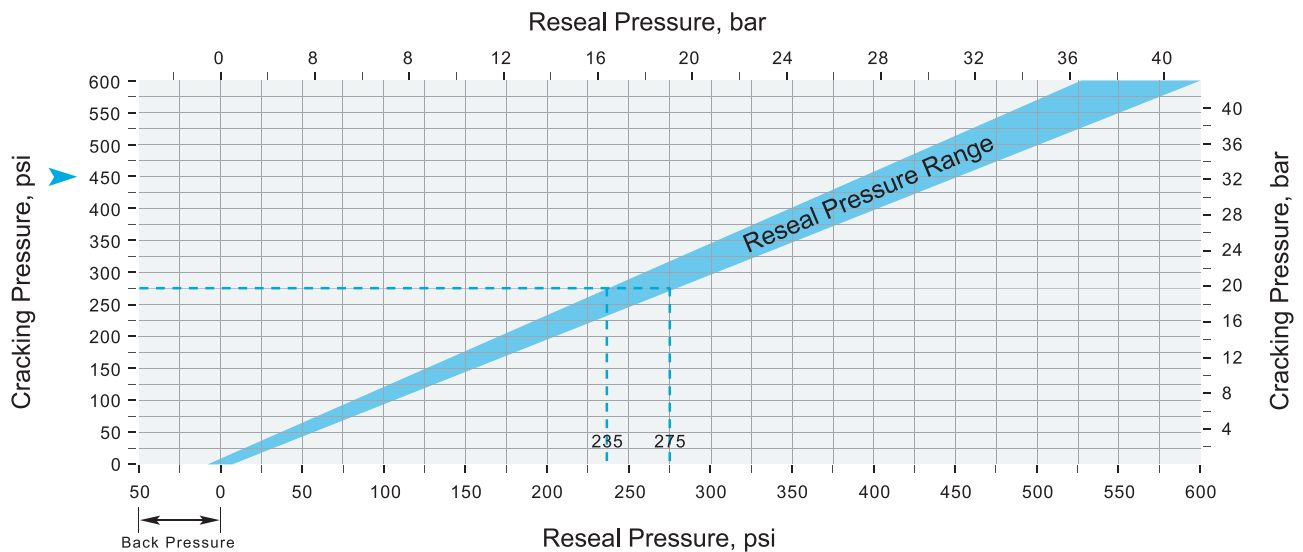
- Working pressures up to 3000 psig (206 bar)
- Temperature range from -10°F to 375°F (-23°C to 191°C) with Viton Seal
- Cracking pressures adjustable from 3 to 600psi (0.2 to 14.3bar)
- Variety of end connections
- 316 stainless steel and brass materials
- Each and every valve is tested at the factory.



Technical Data

Series	SACV
Cracking Pressure Ranges	3 to 50psi (0.2 to 3.4bar) 50 to 150psi (3.4 to 10.3bar) 150 to 350psi (10.3 to 24.1bar) 350 to 600psi (24.1 to 41.3bar)
Working and Back Pressure at 70°F (20°C)	3000psig (206bar)
Temperature Rating	VITON O-Ring : -10°F to 375°F (-23°C to 190°C) NBR O-Ring :-10°F to 250°F (-23°C to 121°C)
Flow Coefficient (Cv)	0.37

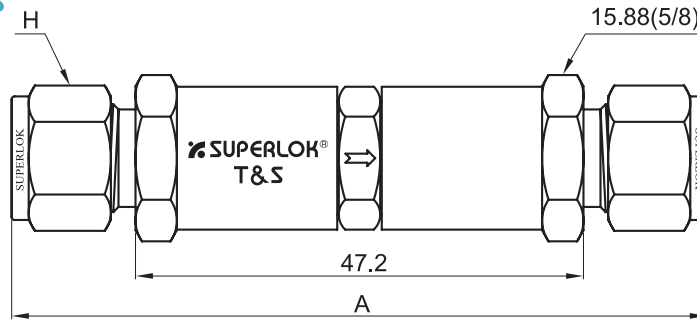
Cracking and Reseal Pressure at 70°F (20°C)



Testing

All valves are factory tested for cracking pressure and reseal performance.

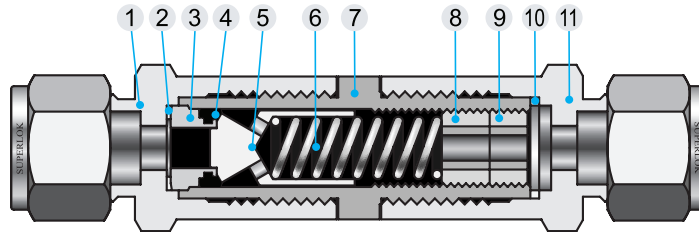
Table of Dimensions



Part Number	End Connections		A (mm)	H mm(in.)
	Inlet	Outlet		
SACV	S4	1/4" SUPERLOK	82.0	14.3 (9/16)
	S6M	6mm SUPERLOK		14
	S8M	8mm SUPERLOK	84.3	16
	M4N-S4	1/4 Male NPT	79.2	14.3 (9/16)

• All dimensions in millimeters unless specified as "inch". Dimension are for reference only, subject to change

Materials of Construction



No.	Component	Valve Body Materials	
		Stainless steel	Brass
1	Inlet body	316SS / A276	Brass
2	Inlet gasket	PTFE - coated 316SS	
3	Insert	316SS / A276	Brass
4	O-Ring	VITON	NBR
5	Poppet	316SS / A276	Brass
6	Spring	SS304	
7	Center body	316SS / A276	Brass
8	Adjust screw		316SS / A276
9	Locking screw		
10	Outlet gasket	PTFE - coated 316SS	
11	Outlet Body	316SS / A276	Brass

Ordering information

Example : **SACV - S 4 A - SS**

1
2
3
4
5

- 1 : Valve Series
- 2 : End Connection Type
- 3 : Connection Size
- 4 : Cracking Pressure Designator (A : 3~50 psi, B : 50~150 psi, C : 150~350 psi, D : 350~600psi)
- 5 : Body Material Designator (SS : 316 stainless steel(standard), B : Brass)